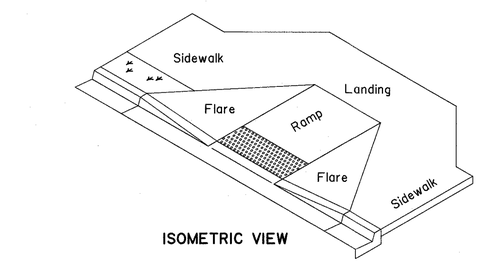

ISOMETRIC VIEW

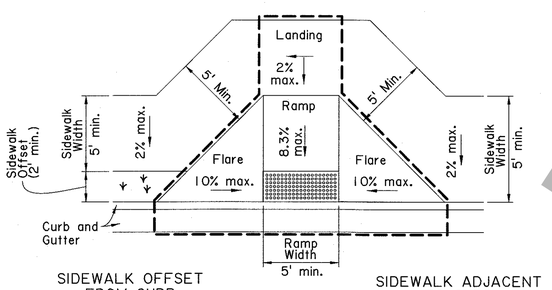

SIDEWALK OFFSET FROM CURB

SIDEWALK ADJACENT TO CURB

PLAN VIEW

TYPE 1

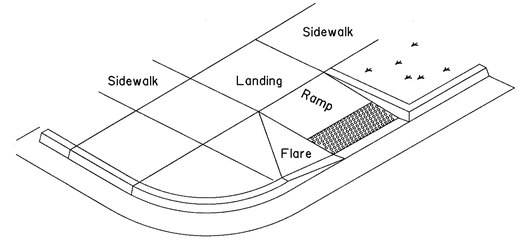

ISOMETRIC VIEW

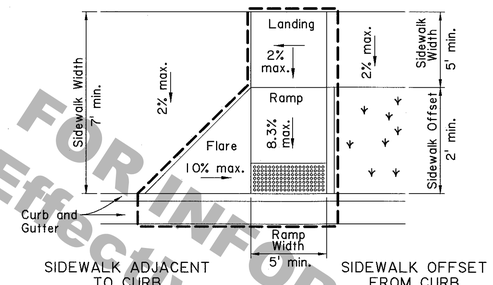

SIDEWALK ADJACENT TO CURB

SIDEWALK OFFSET FROM CURB

PLAN VIEW

TYPE 2

PERPENDICULAR CURB RAMPS

If a level landing of at least 3' cannot be provided, a perpendicular curb ramp should not be used.

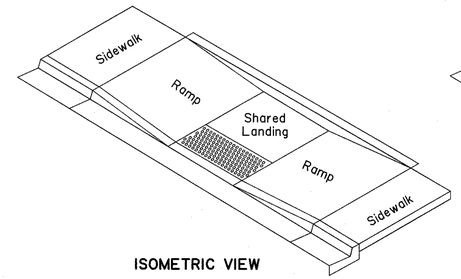

ISOMETRIC VIEW

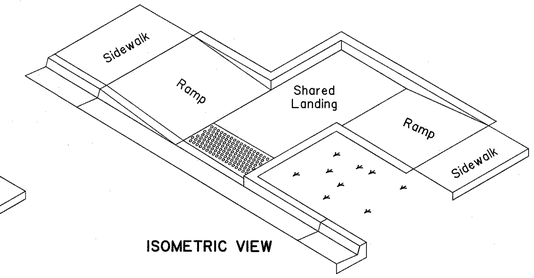

ISOMETRIC VIEW

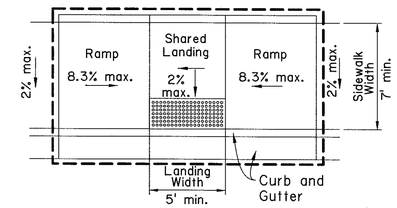

PLAN VIEW

TYPE 3

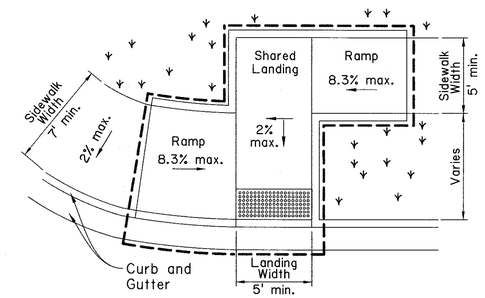

PLAN VIEW

TYPE 4

PARALLEL CURB RAMPS

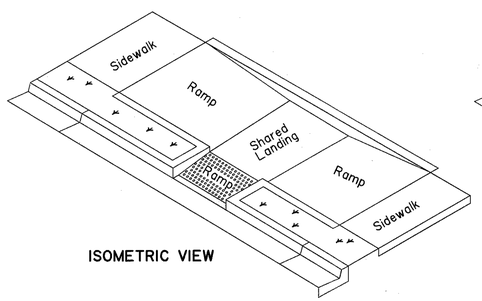

ISOMETRIC VIEW

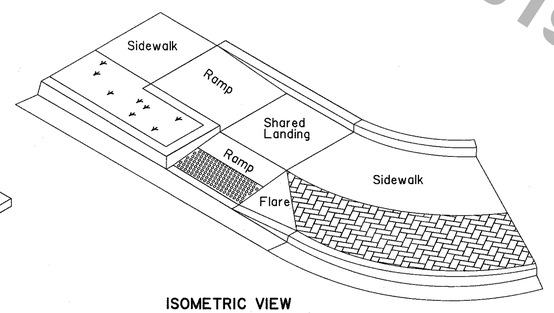

ISOMETRIC VIEW

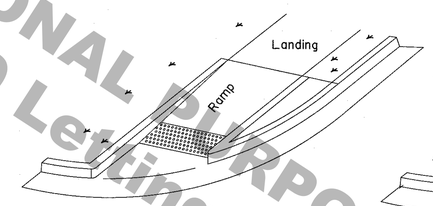

ISOMETRIC VIEW

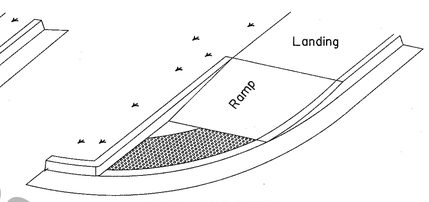

ISOMETRIC VIEW

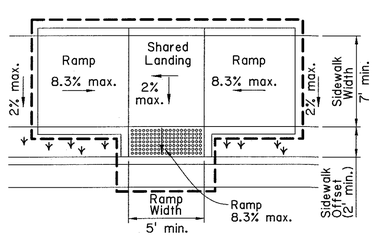

PLAN VIEW

TYPE 5

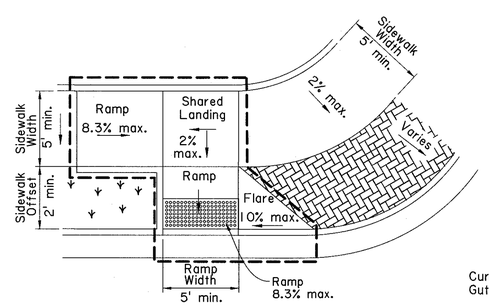

PLAN VIEW

TYPE 6

COMBINATION CURB RAMPS

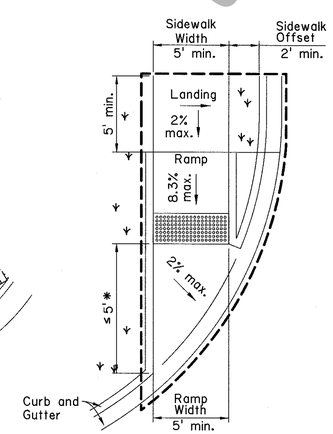

PLAN VIEW

TYPE 7

SIDEWALK OFFSET FROM CURB

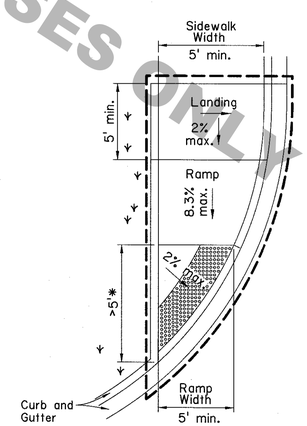

PLAN VIEW

TYPE 8

SIDEWALK ADJACENT TO CURB

DIRECTIONAL CURB RAMPS

* Where the grade break is less than or equal to 5' from the back of curb, place detectable warning surface as shown in Type 7. Where grade break is greater than 5' from the back of the curb, place detectable warning surface as shown in Type 8.

LEGEND OF PATTERNS

- Denotes Non-Walking Surface Not Part of Pedestrian Path
- Detectable Warning Surface
- Limits of Payment
- Non-ADA Compliant Walking Surface
- Slope

All slopes shown are maximum allowable. The least possible slope that will drain properly should be used.

Curb ramps shall be placed and designed where ponding does not occur at the bottom or on the curb ramp.

FOR INFORMATIONAL PURPOSES ONLY
Effective 3/1/2019 Letting

SHEET NUMBER

PARISH | CONTROL SECTION | STATE PROJECT

DESIGN MAL | CHECK BPW | DETAIL MAL | CHECK BPW | REVIEW | SERIES 2 of 6

STATE OF LOUISIANA
MELISSA LEBAS
License No. 39111
PROFESSIONAL ENGINEER
IN
CIVIL ENGINEERING
3/22/19

APPROVED BY CHIEF ENGINEER:
DATE: 3/22/19

PEDESTRIAN FACILITIES
CURB RAMPS AND DETECTABLE WARNING LOCATION
PED-01

DOTD
LOUISIANA DEPARTMENT OF TRANSPORTATION & DEVELOPMENT

ROAD DESIGN